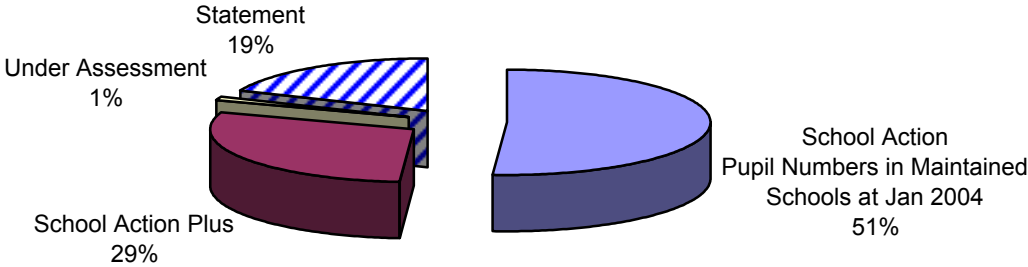







**Percentage breakdown of the categories of SEN pupils in the Woking school population**



	School Action
	Pupil Numbers in Maintained Schools at Jan 2004
	School Action Plus
	Under Assessment
	Statement